



Document No.: DVD Ripper Premium Help Document

DVD Ripper Premium

MicroVideo Software Corp
<http://www.microvideosoftware.com>



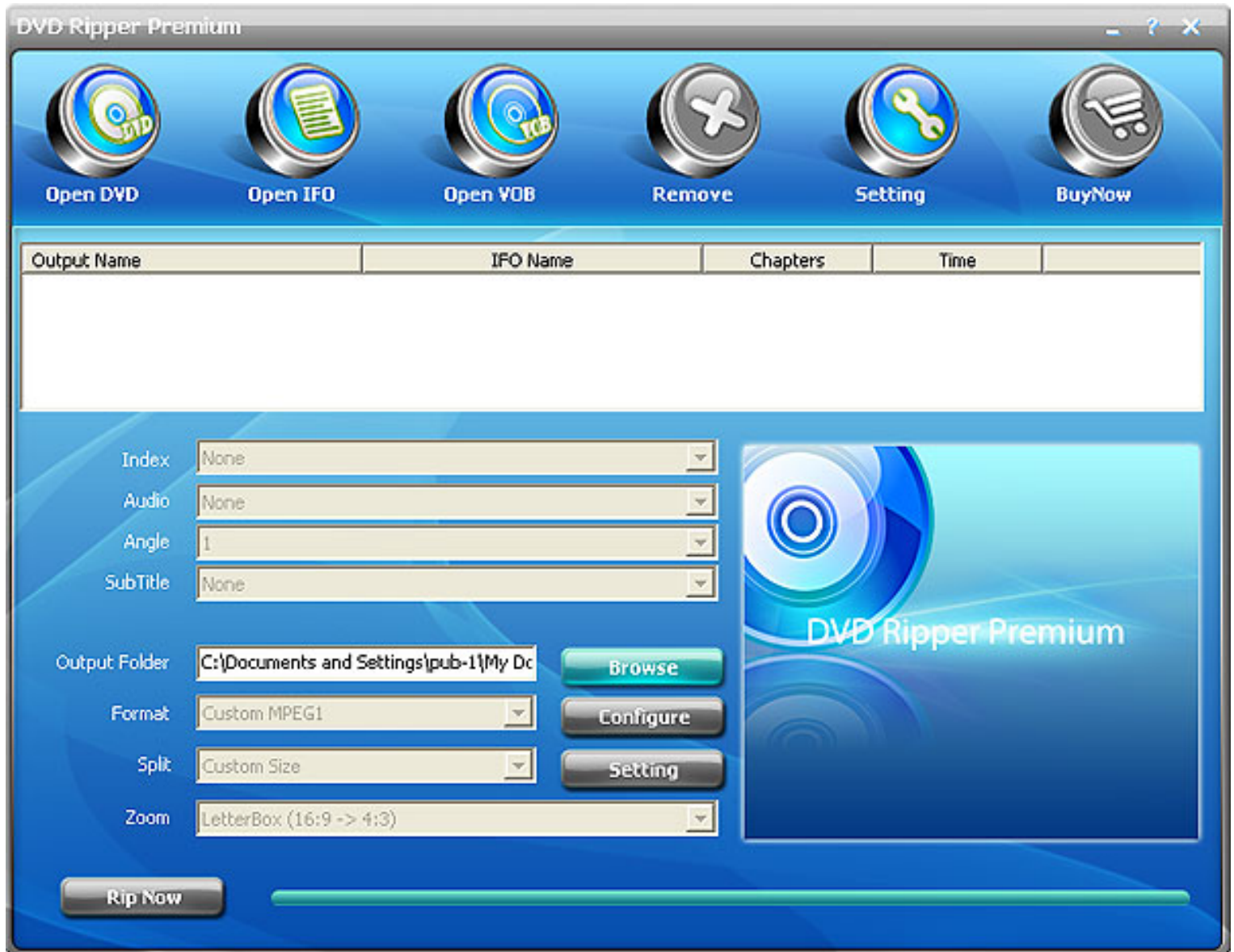
Pages Order:

Introduction	Pages 3-4
Purchase DVD Ripper Premium	Pages 5
How to rip file	Pages 6-9
About MicroVideo Software Corp	Pages 10
Shortcuts	Pages 11
Supported formats	Pages 12-13
FAQs	Pages 14-15



Introduction

With **DVD Ripper Premium** you can convert any DVD movies to MPEG-1, MPEG-2, AVI (DivX, XVID, MP43, YUV). It enables you to watch and copy DVD movies on any DVD drive! Combining powerful functionality with a straightforward interface, **DVD Ripper Premium** provides an easy way to transfer DVD information onto your hard drive. In addition to extracting DVD tracks to MPEG or AVI files, it lets you customize movie settings such as codec, frame size, audio track, and subtitles. The task-based interface was very easy to use.



Key Features:

Clip any segment you want to rip from DVD, and merge several segments into one

Preview the source video

Just add all source files needed to rip, and click one button, DVD Ripper Premium will rip them to the formats you want one by one automatically

Provides detailed audio and video settings, such as quality, frame rate, channel and split mode to meet different needs

Customize the size of output audio and video file for different devices

Minimum System Requirements:

Microsoft Windows 98SE/ME/2000/XP (it is recommended that all recent updates be installed)

Intel or AMD or compatible processors at 166 MHz minimum

Display graphics minimum resolution of 800x600x 256 color

RAM 32 megabytes (MB)

Minimum 40 MB of free hard disk space is needed for installation, minimum 100 Mb for proper working

Administrative permission is required for installation

Internet connection to register the product

Sound card

<http://www.microvideosoft.com>



Purchase DVD Ripper Premium

DVD Ripper Premium is entertaining and greatly increases your productivity. Free version of this software is available for demonstration and evaluation purposes only. Some features are disabled in Free version.

Free Version Limitations

1. DVD Ripper Premium Free Version allows users to try it for limited 15 days.
 2. DVD Ripper Premium Free Version allows ripping 10-minute movies for maximum each time.
 3. The capability of ripping protected DVD movies is removed from DVD Ripper Premium Free Version.
- To get license for full-featured software, technical support, and information about new software development, please register.

Benefits of registration:

Full functions of DVD Ripper Premium
Fun in unlimited DVD ripping

Free technical support

We are pleased to offer our care to meet your needs. We promise our customers, any customer questions will be satisfied within 1 business day!

How to purchase DVD Ripper Premium

The registration key will be automatically generated at our server and e-mailed to you immediately after we receive payment confirmation from our e-commerce reseller. Usually it takes only a few hours for our e-commerce resellers to process your order, however. Please do not worry if you haven't received the registration information right away. Usually it happens due to too secure settings of spam filters used by our clients. The messages may be rejected as spam message by the mail service you use.

If you haven't got the registration message after several hours, feel free to contact our [Support Team](#) via email.

Product	License	Price per unit	Order
DVD Ripper Premium	Single	US \$27.99	Get Now


If you have questions concerning our software, please send e-mail to: support@microvideosoft.com




How to rip DVD file

DVD Ripper Premium provides a fast and easy way to rip DVDs to different formats. You can easily finish DVD ripping in 5 steps:


Step 1: Open DVD.

Click  button, select a DVD in the window that opens, and load it.



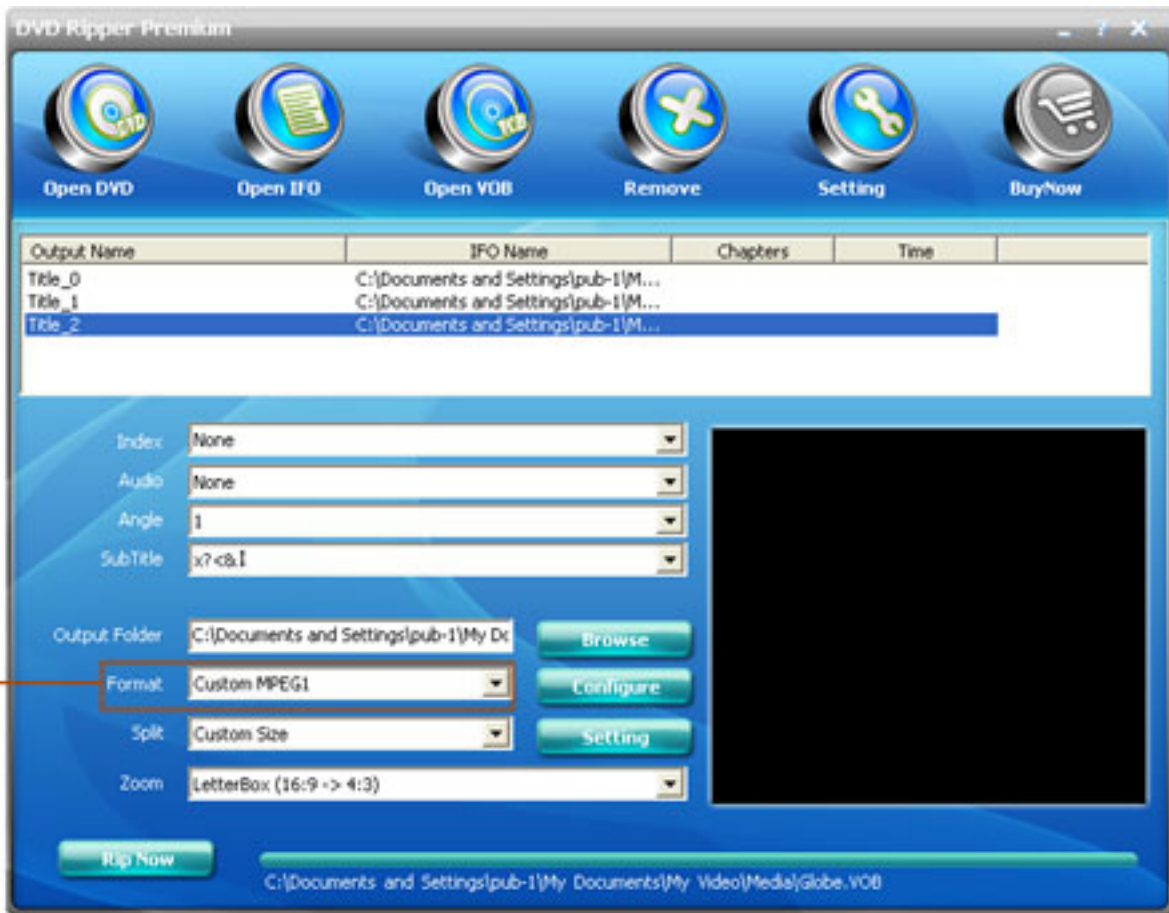
Click  button, select a IFO file in the window that opens, and load it.



Click  option, select an VOB file in the file window that opens, and load it.




Step 2: Select output format




Step 2

Step 3: Set parameters for the output file

Click the  button to Set parameters for the output file.

Step 4: Select output file directory.

Click the  to select a location to save output file.

Step 5: Click  to start Ripping.

<http://www.microvideosoft.com>

Copyright ?2003-2008 MicroVideo Software Corp All Rights Reserved.

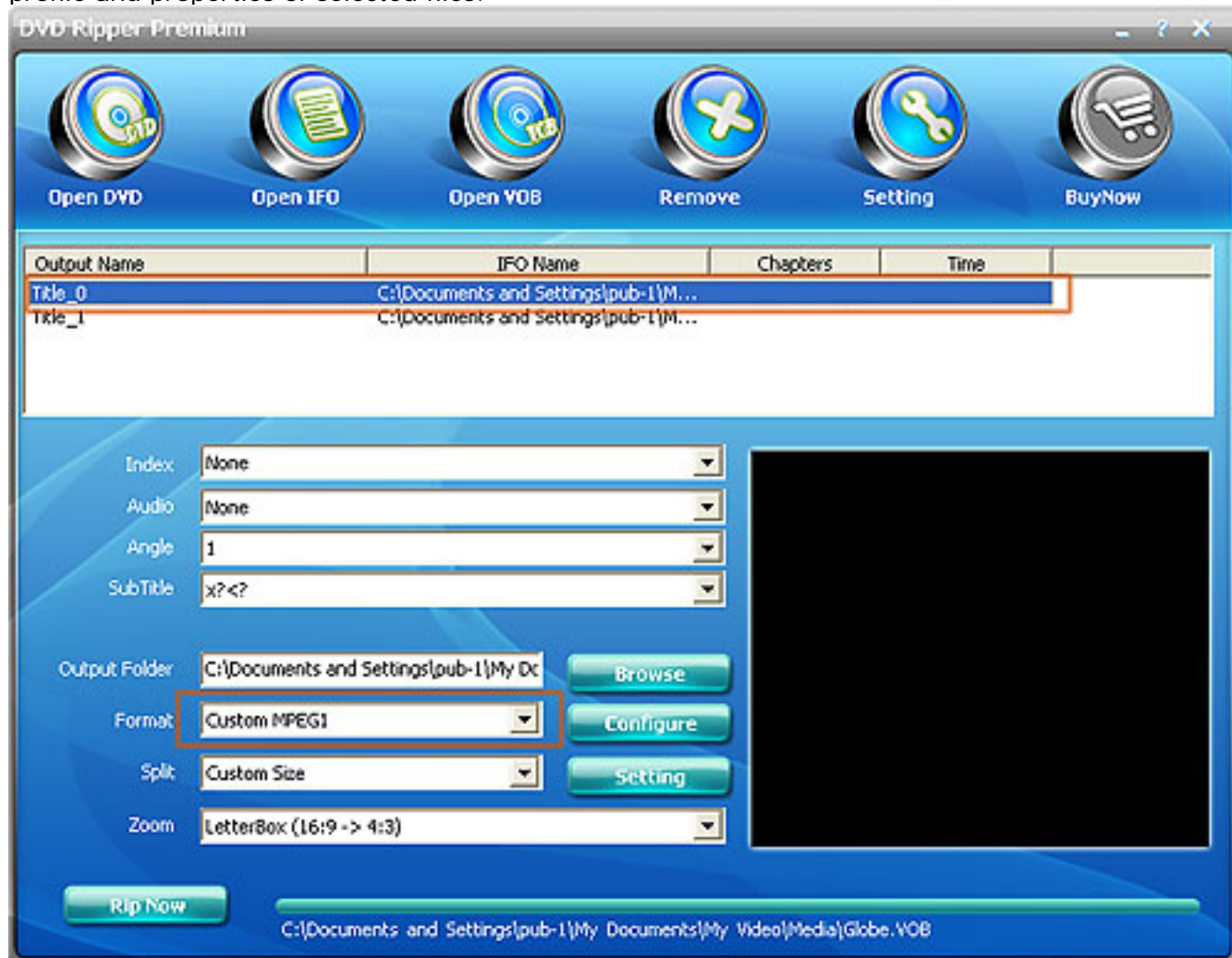


How to rip batch files.

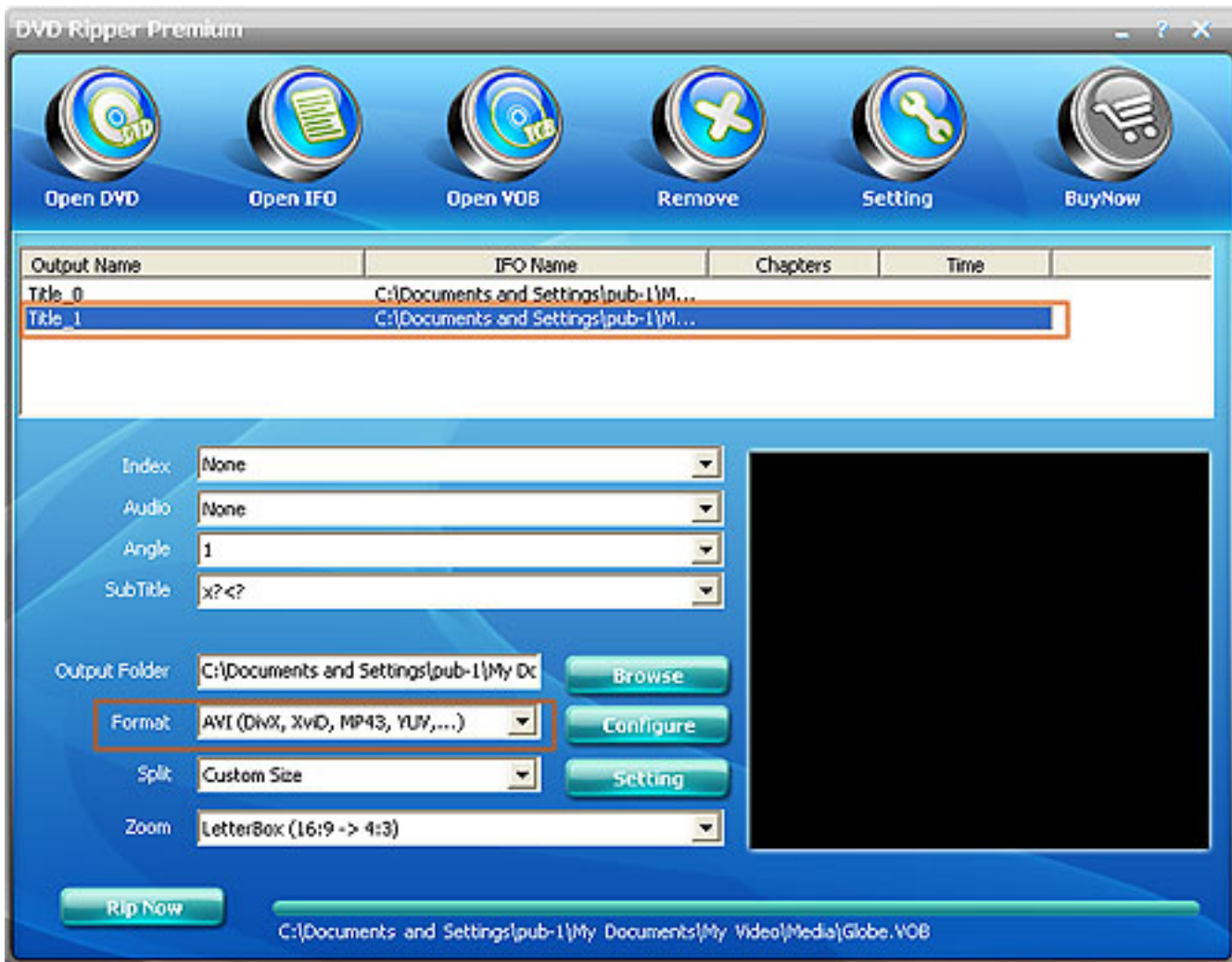
DVD Ripper Premium supports batch files processing. You can add files you want to rip together, regardless of their source formats and target formats. Select the target format for each file, DVD Ripper Premium will rip them one by one or simultaneously!

Step 1: Select the input file and output file directory.

Step 2: Select an input file and an output format from the drop down list. Set the corresponding profile and properties of selected files.



Step 3: Select the second input file and output format from the drop down list. Set the corresponding profile and properties of selected files.



Step 4: Click  to start ripping.

<http://www.microvideosoft.com>

Copyright ?2003-2008 MicroVideo Software Corp All Rights Reserved.



About MicroVideo Software Corp

MicroVideo Software Corp, professional developer dedicating to digital video and audio software developing. We develop multiple market channels based on the Internet to the people all over the world.

Our software products are universal video and audio conversion tools. Each individual product with its multitude of functions has already won its reputation from users all over the world.

Contact us

Before you write to us, please make sure that your problem can't be solved in the online support [>>](#)

We will reply you within 24 hours.

Please contact us again after 72 hours if you do not receive a response.

Technology question		Worldwide sales
For assistance with Product's registration and technical question, please send your inquiries to support@microvideosoft.com	If you have questions or problems with a purchase from the MicroVideo Software Corp, please contact sales@microvideosoft.com

<http://www.microvideosoft.com>
